

THE FUTURE OF  
PROJECT MANAGEMENT

**NESTLER** SYSTEM



**PROJECT MANAGEMENT MADE EASY**

WE SUPPORT YOU IN THE SOLUTION OF COMPLEX MISSIONS IN ORDER TO  
GUARANTEE A SUCCESSFUL PROJECT COMPLETION TO YOU

# NESTLER SYSTEM

16 GEINITZSTRASSE, ZWICKAU 08056, GERMANY

**C.E.O.:** DIPL.-ING. FRANK NESTLER | **E-MAIL:** [CONTACT@NESTLER-SYSTEM.COM](mailto:CONTACT@NESTLER-SYSTEM.COM)

**TELEPHONE:** +49 (0) 375 270 552 - 0 | **FAX:** +49 (0) 375 270 552 - 99



# NESTLER SYSTEM EMPOWERING PEOPLE

## Contents



About us	4
Development	5
Presentation	6
The NESTLER System	8
Drawing management	10
System contents	12
Parts management	14
Quality management	16
Report management	18
NESTLER System international	19
Statistics & references	20
Summary	22



**We are an experienced  
high-capacity team  
for the optimization  
of the cross-company  
project control.**

Founded in May 2010, the Nestler System GmbH emerged from the many years of experience and innovation of the engineering office Nestler. Since 1996, we collect our know-how and industry expertise in the field of planning and project management as well as plan management and component tracking, especially in the national and international power plant construction.

Our employees have been working in the steel and plant construction as construction and steel engineers, draftsmen, logistics and IT specialists. Thanks to our experience we are able to advise and support the project teams of our clients through all project phases. We provide you with a unique service and an extraordinary cost-benefit ratio.



Dipl. - Ing. Frank Nestler  
CEO



# systematically developed

*The work on a multitude of power plant projects has shown us the facts that prevent a project from running smoothly. Here are some essential examples:*

- Inconsistent data assessment – every party involved in the project or member of a consortium gathers their data independently
- Data jungle – different data bases on different sites
- Redundancy – Several data sets for the same issue
- Accuracy – no up-to-date values, no realistic comparison possible with the given value
- Different material and component labelling – the subcontractors label their materials and components in different ways

*These findings were essential for the development of our NESTLER System. We geared the development towards the protection of an effective and cost-optimizing procedure. A crucial factor is a constantly up-to-date data pool which is easily comprehensible and accessible at any time from any place.*

*Thanks to our many years of substantiated and specialized experience we are able to find efficient solutions even in a complex environment in order to achieve your project goals.*


# NESTLER System Introduction

*Our ambition is to advise and support project teams throughout the world during the complete planning and implementation phase in the national and international plant construction.*

*The NESTLER System includes all subareas of engineering, procurement and construction ranging from planning and management, warehousing and inventory control to a final reliable quality and report management.*

*For the first time our NESTLER System brings all data and information of each single component and each process segment together on a standardized basis – address-data related processed processed and available across locations.*

*Benefit from the most advanced solution that is currently available on the market. Discover the difference and participate in the future of the cross-company project control.*



## individually **optimized**

*Our NESTLER System can be adapted at any time to the specific requirements of the relevant project. Thus we assure an optimal course of the project with an effective and cost-optimized procedure that is always on schedule. A dynamic development of the system guarantees efficient solutions for various problems of variable project requirements.*

Our employees are in a perpetual exchange with the project teams. Therefore, modifications or deviations from regular process flow can be adapted and implemented just in time.

# “consistently documented...”

The NESTLER System provides a complete documentation for each part and for each task in your project.

## transparent & **clear**

An early identification and elimination of eventual deviations of the current actual state of the planning or construction phase from the target specifications can be assured. So you – as the project decision maker – will always be up-to-date and able to make the right decisions.

## holistic & **effective**

Our NESTLER System allows an effective project management. It is optimized for the whole managerial functions in the project which in turn assures the achievement of the agreed expectations in terms of quality and function within the time and cost frame.



■ cost saving

Plan management, creating material and component documentation, the quality assurance and the component logistics require a high investment of time and cost.

Thanks to the structured data management and the precisely

defined and constantly monitored production, quality and logistics processes and the linking of all documents and components the NESTLER System generates a time and cost saving of up to 30%.

# The NESTLER System

We support the project management of large projects with a system for:

- Document management
- Drawing management
- Parts management
- Site management
- Quality management
- Schedule management
- Personnel management
- Report management
- Cost management

## The software solution

For the first time our NESTLER System manages all data and information of each single component centrally in a web based database.

Since every data set exists only once, all relating actual states such as plan status, component status or quality status are reported to the system

simply via the online platform “NESTLERweb” or the mobile barcode scanner. Hence, nobody is able to manipulate the data sets in the system.

## *Our claim:*

Reliable target/actual performance comparisons for the complete construction without a high expenditure of time and cost. With the target data, given by the client, up-to-date comparisons and analyses are possible at any time. The current project status will be shown in a clear and transparent manner.

Our integrated messaging system allows all parties involved in the project to communicate effectively across companies and trades.

The documents and information are exchanged via an intelligent marking system inside the project database.

“transparency and communication”







The NESTLER System provides you with an optimized supply-chain management. The combination of an integrated component tracking system with drawing, document and quality management allows you to create individual reports at any time.

**There is no need for implementing any additional software into your company's internal IT landscape.**

#### **The service**

Our employees relieve your project teams in their daily work in conjunction with the NESTLER system, especially by gathering, analyzing and processing of all data and information required and by creating statistics as well as status and progress reports.

Your benefit, our strengths:

- Specialized employees
- Central data management
- Dynamic web based data base
- Database based barcode scanner
- System barcodes
- Internal messaging system

# Drawing management

## Reliable, detailed and comprehensible

For complex and long drawn project flows the detailed traceability of all single parts in every stage of the overall process is indispensable. An optimized supply-chain management already starts in the planning phase.

All detail drawings are checked for correctness in advance, filed methodically and managed by the NESTLER System.

Parts lists, material certificates, QA reports and other related documents can also be stored in the system and linked with the relevant drawings.

At the same time the basic drawings, overviews and assembly drawings can be linked with the relevant detail drawings. At any time it is clear to what extent the detailing phase of construction has been completed.

Barcodes automatically integrated in the document headers support the further manufacturing and assembly process, especially in terms of the rapid incorporation of revisions or the locating of components in stock.

In the end, the production, the delivery and the assembly on schedule depends on the fact that all necessary drawings are correct and reliably available on time.

## Constantly informed through automation

Predefined workflows and mailing lists provide an automatic distribution of drawings and documents to all parties involved in the project, internal and external inspectors and reprographic services.

So we relieve the engineering essentially from a time and thus cost intensive administrative workload.





A central drawing and document management which continuously records and documents all data, to be accessed by all parties involved in the project at any time and from any place, is indispensable for large-scale projects.

An overall revision monitoring including the advices of amendment which can be automatically generated online prevent a stagnation in the manufacturing and assembly process.

All drawing movements are documented in the system and can be displayed in their drawing history at any time. Evaluations on the relevant current planning state can be provided individually.

By means of our web based drawing management and an automatic notification system all parties involved in the project always work with the latest planning state and get a precise overview.

Online platform

Rep

Database

Document mana

Not lose sight of the parts

Document linkage

Manu

Quality assurance

Cross-enterprise collaboration

Mobile barcode scanner

Parts identification

Target/actual

EPC – Engineering Procurement

Material documentation On

Barcodes CIM – Comp

Cross-company project

Plastic barcode cards

Component trac

Integrated messaging system

Material certificates

ports

QA-Documents

gement system

Drawings

Material

facturing control

Document linking

Optimized warehouse management

on

Supply chain management

Parts registration

Parts documentation

Status

Construction

line QA reports

System delivery notes

uter Integrated Manufacturing

control

Parts release

Drawing history

cking system

Material release

# Parts management

## Monitoring from manufacturing to assembly

The part lists and quantity structures form the basis for the complete registration of all parts. What follows is an automatic match of drawing, component, delivery note, test report, certificate and other important elements. Project specific data and information such as material grades, material types, dimensions, weights or target dates for the manufacturing, delivery and assembly are also stored and matched in a structured way.


## All-over logging

From the very beginning, and by means of system barcodes every part is labelled with a customized or standardized name – such as the power plant classification system. All messages related to the part are submitted via barcode scanner or online.

Predefined status such as “start of production”, “end of production” or “ready for delivery” can be seen immediately in the system. This resource saving method of the part registration offers the manufacturer, engineering or the construction site a detailed overview of the status of the production, the delivery and the assembly.

Since the complete material documentation is continued during the complete manufacturing process and all change notifications and work instructions are registered in the NESTLER System, modifications can be implemented at the production plant or on the construction site according to the requirements and within a short time.

“There is no need for maintaining lists of any kind.”





In our user friendly part management you have an overview of all necessary data and current information processed and summarized for all components - available at any time.

### Uniform and central

Large scale projects require a cross-company cooperation. With the use of our central NESTLER System database our clients are able to create uniform delivery notes (system delivery notes) for all parts.

With the NESTLER system delivery note, the quality information and documents corresponding to the parts are made available automatically.

The warehouse management is also done by means of system barcodes and scanners. Predefined storage spaces that are identifiable with barcodes and a central goods receipt allow an optimized use of warehouse space.

Even during this project section the parts are tracked by means of a defined status code, ensuring a continuous assembly process.

# Quality management

## Specific control through synchronized data


A continuous quality management is essential for the success of your project. Parts information on a daily basis allow to appoint the qualified QA personnel selectively. The NESTLER System gathers all relevant data. The quality control begins with the raw material and ranges to the final assembly. All material certificates and other certificates are checked from the very start and are stored in the system accessible to all parties involved in the project. Thus they lay the foundation for the further technical documentation.

## Exact inspection through exact knowledge

Via the NESTLERweb the expeditors and the qualified QA personnel on site have access to all kind of product information and thus access to drawings, documents and deadlines at any time. They work with the mobile barcode scanners of the NESTLER System which enables them to

record the part status and further information (reports, pictures) via scan. After synchronizing the scanner all data is visible in the system and available for the evaluation, processing and forwarding. The web based availability of the manufacturing documents, no matter at which place and throughout the complete manufacturing process, facilitates the specific approval of the parts and reduces the processing time and the following processes essentially.

The caching of the states allows us to continue working in offline mode. After synchronizing the scanner all assessed data can be seen in the NESTLERweb. They are at your disposal for the evaluation, processing and forwarding of the data. The web based availability of the manufacturing documentation, regardless of the location and during the complete manufacturing process, simplifies the work of the QA inspectors,







The quality management represents an essential base for the success of a project. Possible sources of errors must be identified early and assessed in order to achieve the set quality targets and to get a complete documentation.

the targeted component approval and shortens the processing and the subsequent processes significantly.

#### **Significant lower costs**

Additionally, the reporting by means of predefined forms in the NESTLERweb optimizes the processing time of the quality control. Change notifications, test certificates, material certificates etc. are recorded, checked formally and stored in a way that they are linked with the relevant components to be produced. Photos with descriptions and component related certificates and documents can be retrieved from the system and added to the QA

report. The central report processing is monitored by the workflow system. The completed reports are forwarded automatically according to the customer's specifications. The delivery of blocked or non-approved components can be excluded, since the reports are checked by the quality control and the subsequent reports are created promptly.

An efficient quality control minimizes the costs, detects errors in time and thus avoids delays.

# Report management

## Detailed Information – prepared individually

Our NESTLER System shows all information on a standardized basis. Via our NESTLERweb all parties involved in the project, ranging from the manufacturer to the decision maker, can be provided with this information in the latest version at any time and from any location.

In the NESTLER system it is always possible to create customized reports according to your project conditions, be it via Excel, graphs or statistics.

## Control thanks to precise coordinates

As a daily overview the main part and deadline overview (HuT) is at the project management's disposal. All relevant data for each component is listed in the NESTLERweb, for example:

- Current and implemented revisions
- Material grades
- Material types
- Dimensions

- Weights
- Scan data and target dates of the individual stages of manufacturing and assembly
- Stock movements
- Quality scans

As an option, statistical analyses can be provided in a graphical form. The reporting can be done relating to a specific service module or be created by including all modules. In case of design modifications the potential impacts on the planned course of the project can be precisely assessed on the basis of the current drawing and component details. So the project management is able to intervene at an early stage.

All data and reports will be specified individually according to their expectations and needs. They are available to all parties of the project depending on their authorization level. These are specified by the project managers in advance.



# NESTLER System international



**1**

Unique data acquisition in a central specifically developed web based database.

**2**

Standardized material and component labelling through system barcodes. All components can be recorded regardless of the location.

**3**

Simplified project documentation can be retrieved at any time due to the linking of all documents and components.

**4**

Mobile data and component recording with barcode scanner, even offline.

**5**

Easy and global access with the help of a multilingual online platform.

**6**

Simple project communication via integrated messaging system.

**7**

Standardized forms simplify the work on the project.

**8**

There is no need for implementing any additional software into the internal IT landscape of you company.

# Statistics

With the NESTLER System a multitude of data was processed in previous projects.

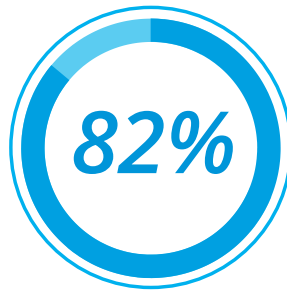


- 78% multiple part drawings
- 22% individual part drawings

More than

**100**

different engineering offices



- 82% secondary steel construction
- 18% main steel construction

Over

**150**

involved manufacturing companies



- 50% steel construction
- 50% plant construction

Total

**8000**

megawatt in plant capacity

**200 000 t**  
steelwork

**1 200 000**  
drawings  
incl. revisions

**2 000 000**  
components (or parts)

## STEEL COMPONENTS

The NESTLER System GmbH has managed the material data of about 1,000,000 main parts including their fixed and loose assemblies.

**5,000,000**

managed loose and fixed assemblies in the steel construction

# References

---

## **Coal-fired power plant Eemshaven**

*Steel construction*

*March 2010 – June 2014*

*ALSTOM Boiler Germany GmbH*

- Warehouse management and warehouse optimization
  - Logistics management
  - Component tracking
  - Site logistics
  - Reporting (creating weekly status reports, evaluations)
- 

## **Coal-fired power station Mannheim**

*Steel construction*

*July 2010 – August 2013*

*ALSTOM Boiler Germany GmbH*

- Plan administration
  - Component tracking
  - Change management
  - Reporting (creating weekly status reports, evaluations)
- 

## **Power plant Sostanj 6**

*Steel construction*

*April 2012 – May 2013*

*ALSTOM Boiler Germany GmbH*

- Component tracking
  - Logistic management
  - Site logistics
  - Reporting (creating weekly status reports, evaluations)
- 

## **Coal-power plant Westfalen**

*Pressure part*

*Juny 2010 – December 2012*

*ALSTOM Boiler Germany GmbH*

- Logistic management
  - Warehouse management and warehouse optimization
  - Document completion
  - Reporting (creating weekly status reports, evaluations)
- 

## **Coal-power plant Westfalen**

*Steel construction*

*September 2010 – February 2012*

*ALSTOM Boiler Germany GmbH*

- Component tracking
  - Logistic management
  - Storage and site logistics
  - Reporting (creating weekly status reports, evaluations)
- 

## **Power plant Neurath BoA 2&3**

*Steel construction*

*September 2007 – May 2010*

*ARGE Stahlbau, later ALSTOM / HITACHI*

- Plan administration
  - Component tracking
  - Storage and site logistics
  - Change management
  - Document management
  - Reporting (creating weekly status reports, evaluations)
  - Auditing
- 

## **Power plant Neurath Single building**

*Steel construction*

*September 2007 – May 2010*

*ARGE Stahlbau*

- Plan administration
- Component tracking
- Steel construction accounting / auditing



# Our service

*"It does not really matter how good the team or how efficient the approach is. If you don't solve the right problem, the project fails."*

The target of a successful project is to work according to the time and cost frame and to ensure the agreed quality standard. Often the project fails due to small details which have large effects.

Generally every project consists of thousands of components, each with various properties. With the web based NESTLER System every single component is recorded, checked and approved – from the planning to the assembly.

Persons responsible for the project finally get a tool that:

- provides project transparency
- helps to verify supplier statements
- reduces costs verifiably
- reduces the investment of time in quality management
- simplifies the certificate handling
- takes care of the documentation almost on the fly
- allows the early control of deviations

## NESTLER SYSTEM



“Strategic decisions need the right information to the right extent and at the right time.”

The NESTLER System unites all documents, data and information of each single component and every process phase in a standardized project database for the first time. It makes them available for all parties involved in the project – perfectly prepared regardless of the location.

Continuous target/actual compari-

sons during all activities ensure that changes made to drawings, production and delivery as well as their effects on all areas are saved in real time and communicated reliably to all parties involved in the project.

The high expenditure for the complex material and component documentation for large-scale

plants is cut down to a minimum through logical process flows in the NESTLER System.

Thanks to our specialists and our unique software solution we are the ideal partner for the project management of large-scale projects, especially in steel and plant construction.

# NESTLER SYSTEM

16 GEINITZSTRASSE, ZWICKAU 08056, GERMANY

**C.E.O.:** DIPL.-ING. FRANK NESTLER | **E-MAIL:** [CONTACT@NESTLER-SYSTEM.COM](mailto:CONTACT@NESTLER-SYSTEM.COM)

**TELEPHONE:** +49 (0) 375 270 552 - 0 | **FAX:** +49 (0) 375 270 552 - 99